


# IACG-MA Dashboard

## 2019 Survey Data

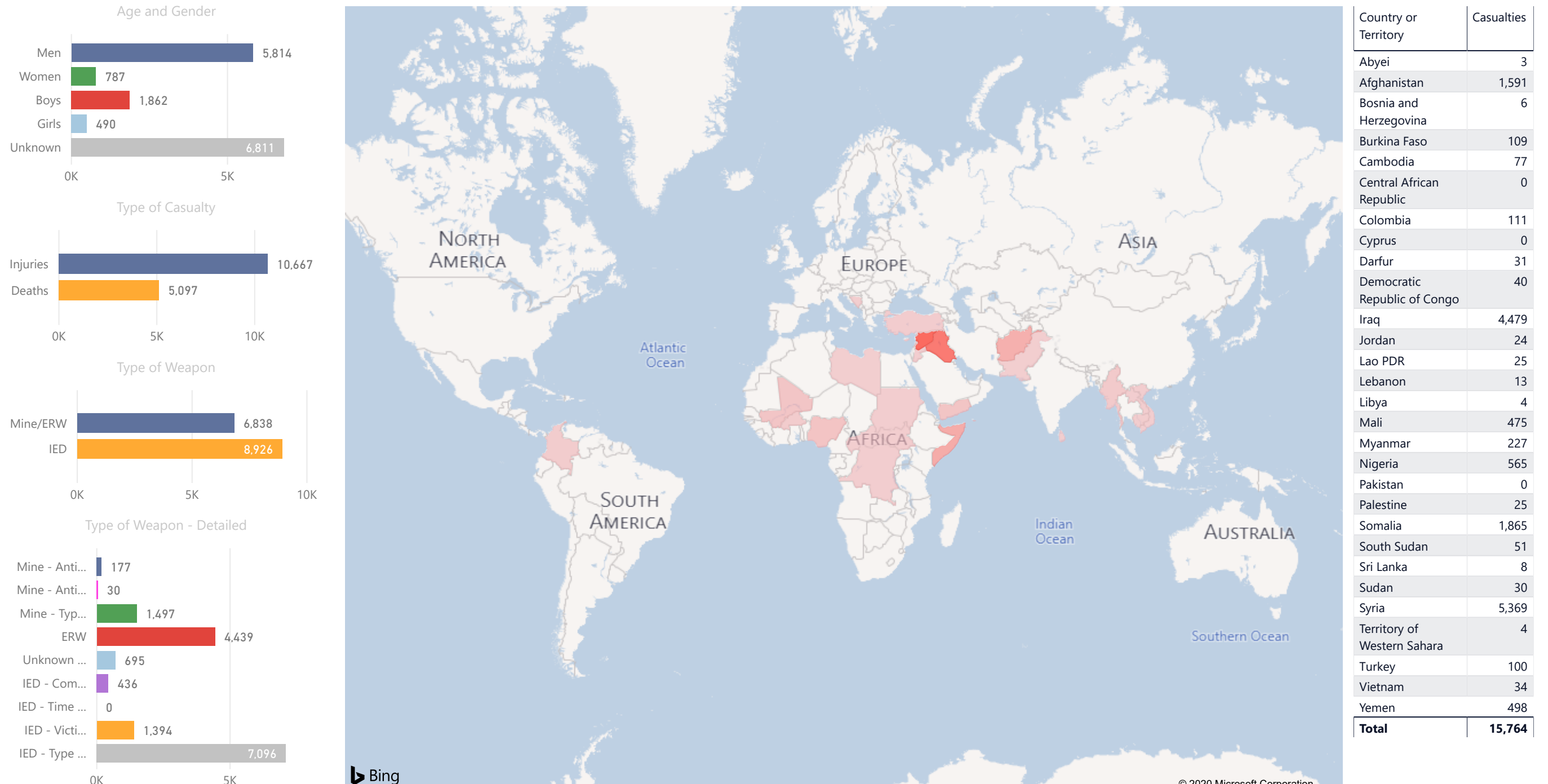
As part of our commitment to transparency and accountability of the United Nations Mine Action (UNMA) Strategy 2019-2023, this IACG-MA dashboard presents the data collected from UN mine action programmes according to the results framework and key indicators set out in the Strategy. The Dashboard is a tool which allows users to visualize the data in several ways by selecting certain filters, such as countries, programme outcomes and outputs, targeted population, funding, etc.

Select Country or Territory (hold CTRL to select multiple):



### Strategic Outcome 1: Protection of individuals and communities from the risks and socio-economic impacts of explosive ordnance strengthened

#### Casualties

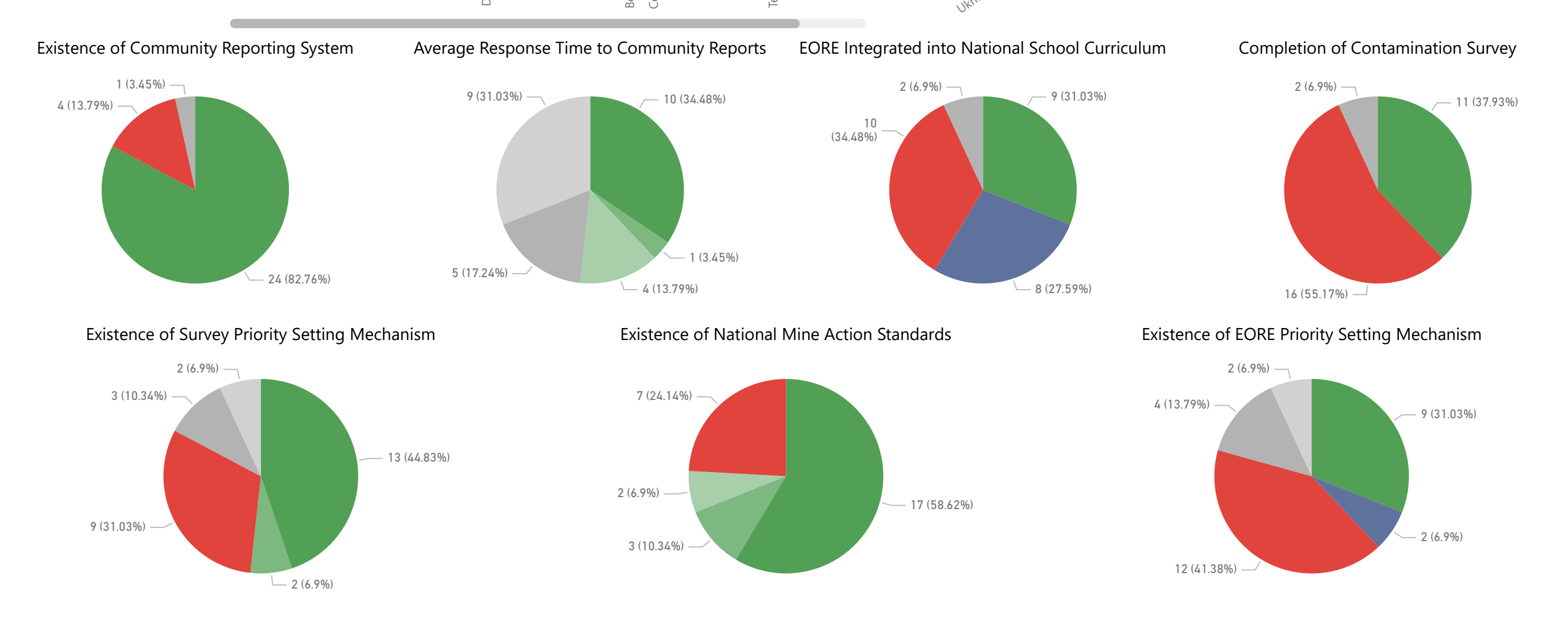
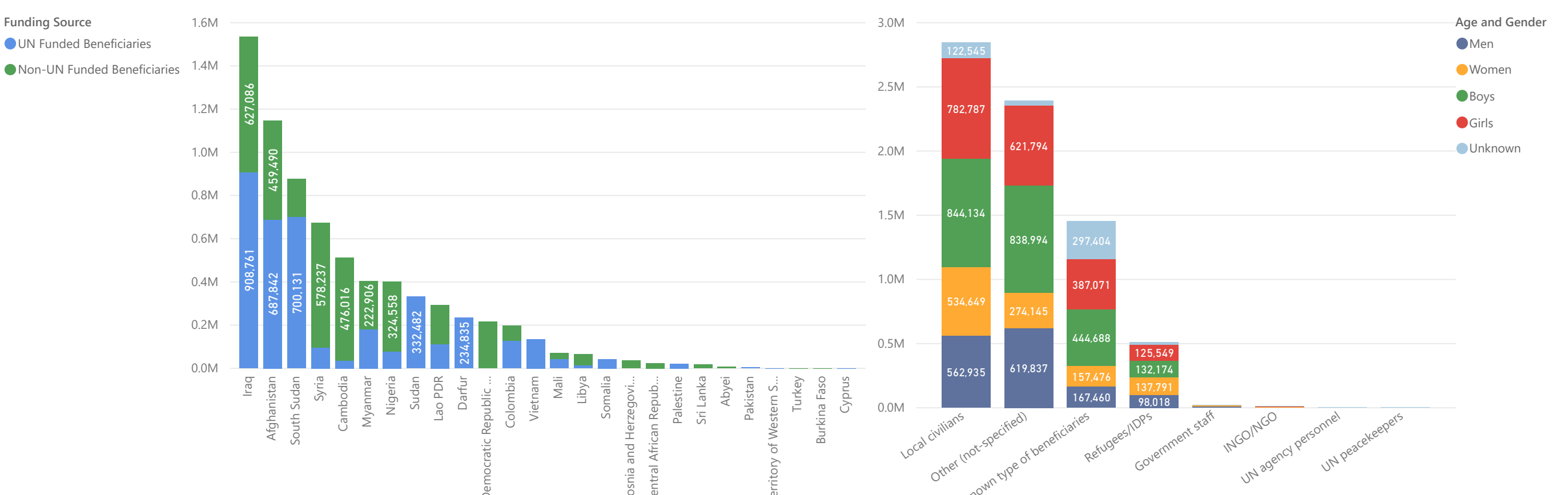


Note: Some zeros displayed in the dashboard are not true zeros, but relate to data marked as 'unknown' or 'not applicable' by field programmes. Due to inability to collect and report accurate casualty data in conflict areas, some casualty figures might be under-reported. Disclaimer: Country borders or names do not necessarily reflect the UN's official position. This map is for illustrative purposes only and does not imply the expression of any opinion on the part of the UN, concerning the legal status of any country or territory or concerning the delineation of frontiers or boundaries.

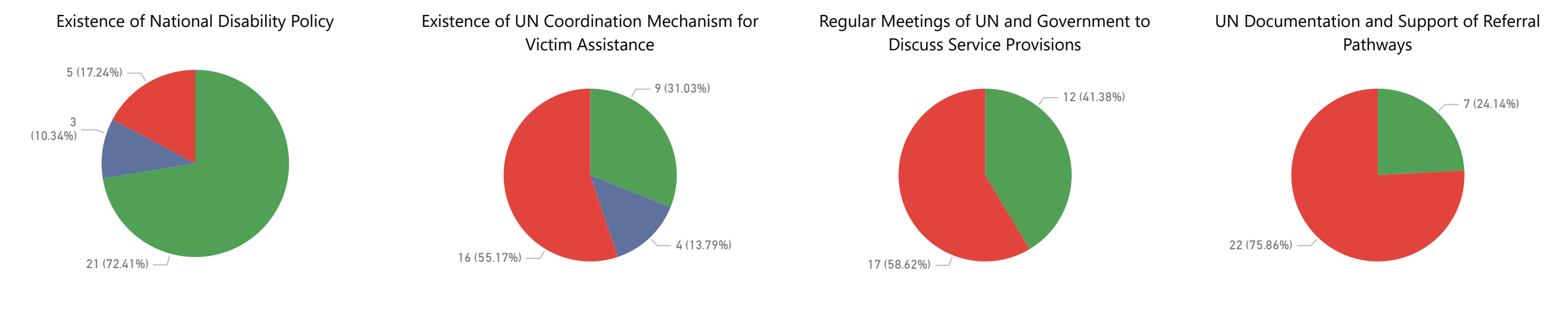
### Contamination Removal - Land, EOD and Infrastructure Release with funds channelled through UN



#### EORE Beneficiaries



### Strategic Outcome 2: Survivors, family members and communities affected by explosive ordnance have equal access to health and education and participate fully in social and economic life

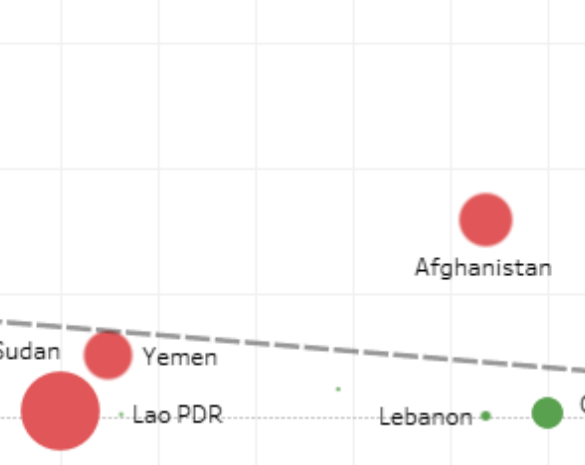


### Relation Between Mine Action Capacity Development and Casualties, 2019



### Cross-Cutting SO2 - Mine action programmes address the specific needs of women, girls, men and boys from diverse groups, while facilitating their empowerment and inclusion

#### UN Mine Action Gender Parity Ratio



#### UN Mine Action Funding

##### Estimated Distribution of UN Mine Action Funding by Programme Area



Disclaimer: The disaggregation of funding by area of activity is based on data provided by the subset countries which were able to disaggregate their funding in this way.

##### UN Mine Action Funding by Country



The UN Mine Action provides the data on this website as a service to the public. The data is sourced from UN Mine Action focal points in countries with UN Mine Action presence and doesn't necessarily represent official country statistics. The UN Mine Action makes no warranty, representation, or guarantee as to the content, accuracy, timeliness, or completeness of the data. It is made available on an "as is" basis.

If you have any comments or questions please contact IACG-MA M&E Specialist Mr. Dejan Loncar at [dejan@unma.org](mailto:dejan@unma.org)