



Monitoring and Evaluation Mechanism of the United Nations Strategy on Mine Action 2013-2018:

Third Round of Country Data Collection

Presented by the Consultative Working Group on Monitoring and Evaluation
of the United Nations Inter-Agency Coordination Group on Mine Action
at the 19th International Meeting of National Programme Directors and
United Nations Advisors

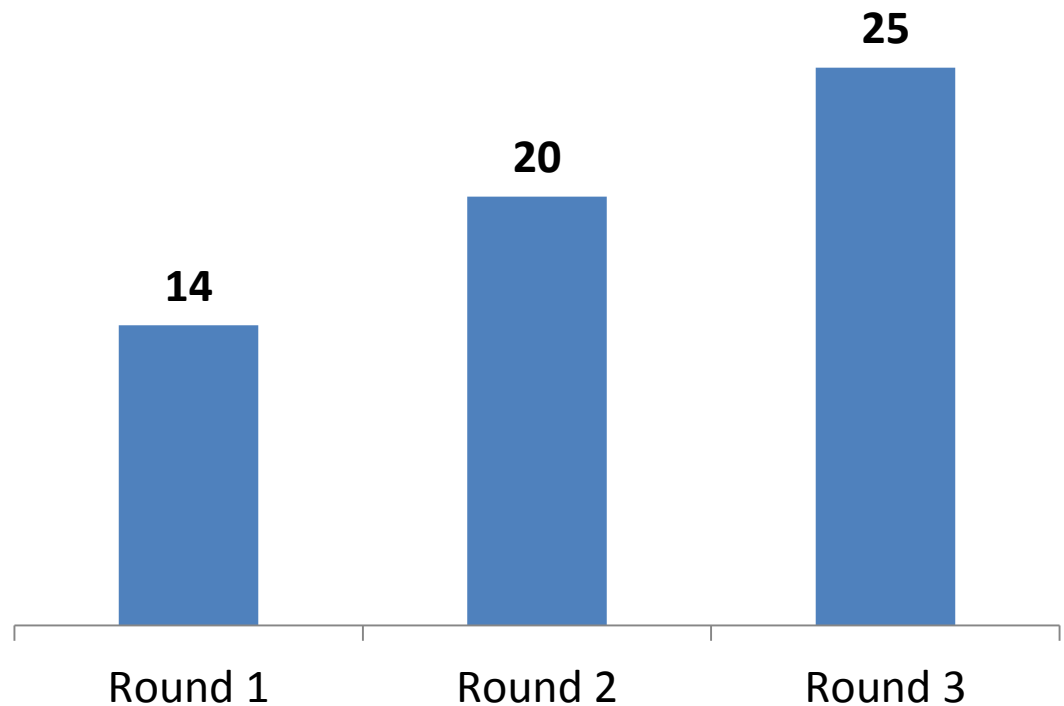
February 2016



The Monitoring and Evaluation (M&E) Mechanism

- UN inter-agency M&E tool successfully launched in 2013.
- Findings constitute important contributions to several UN initiatives.

Number of countries and territories participating





Context: Mine-Affected Countries and the UN

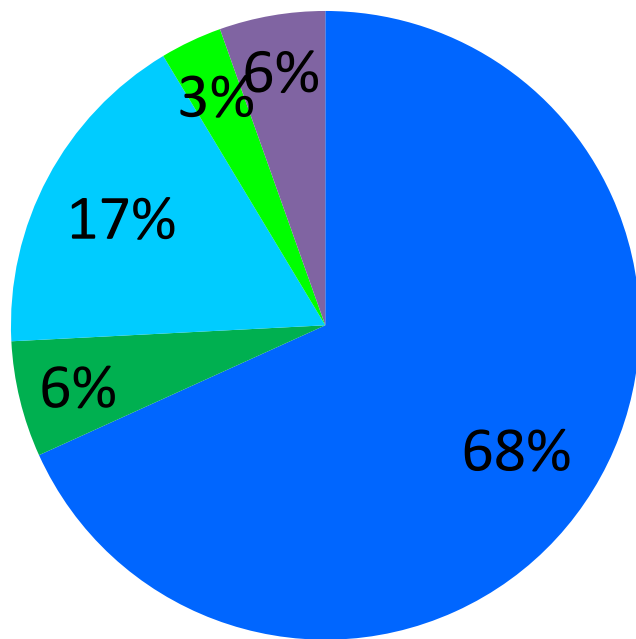
- Dataset of 89 mine-affected countries and territories; the UN supports mine action programmes in roughly 50%.
- 36% (32) highly contaminated; the UN supports mine action in 84%.
- 32% face governance challenges; the UN supports mine action in 55%.

Mine-affected countries/territories	All	UN supports mine action
Experiencing violent conflict (Uppsala Conflict Data Programme)	39%	52%
Middle income (The World Bank)	57%	54%
Low income (The World Bank)	27%	38%



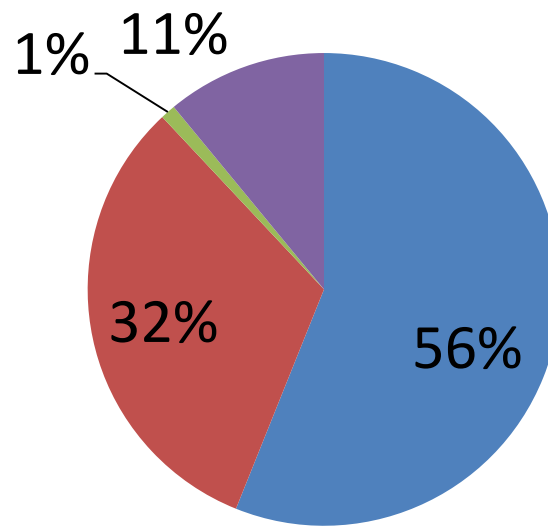
Mine/ERW Casualties in 2015

By Age and Gender



- Men
- Boys
- Women
- Girls
- Unknown

By Victim Type

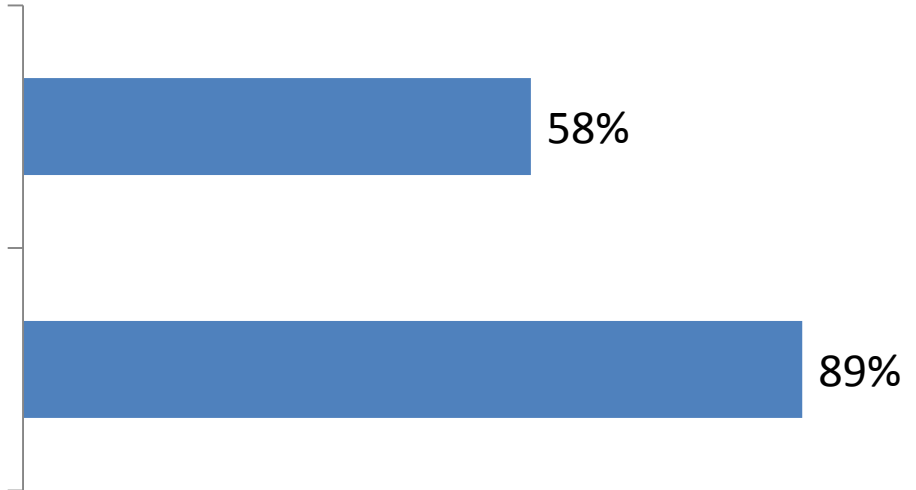


- Civilians
- Non-Civilians
- Working Operators
- Unknown



Clearance and Mine/ERW Risk Education

Average per cent of contaminated land in participating countries/territories that has been surveyed to identify contamination



Per cent of identified BAC & minefield SHA and CHA that has been released.

Clearance of affected infrastructure:

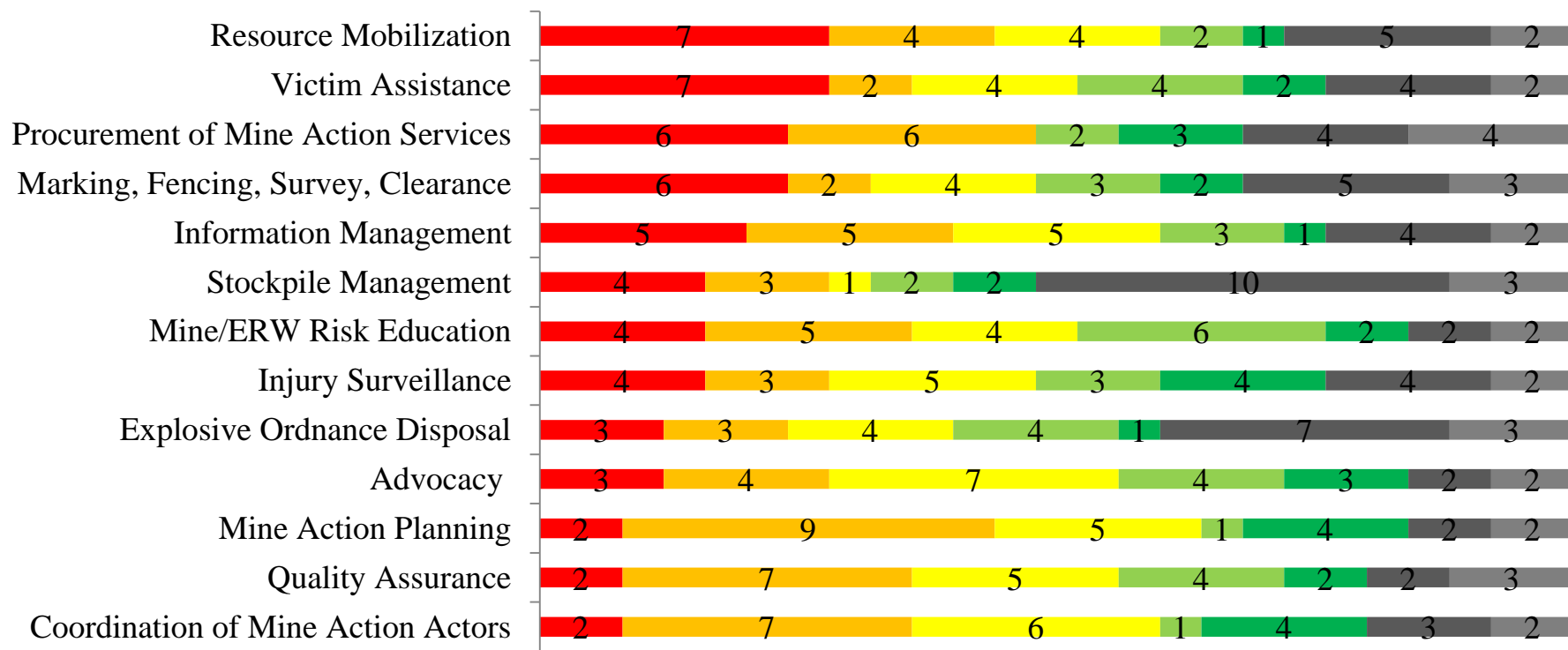
- 74% of hospitals suspected or confirmed hazardous have been cleared;
- 88% of educational facilities suspected or confirmed hazardous have been cleared;

Mine/ERW Risk Education:

- Cumulatively as of 1 July 2015, at least 10 million risk education sessions had been conducted, reaching 35 million people.



National Ownership: Capacity



Number of Countries

■ Need for increased capacity
 ■ Good capacity in place
 ■ Unavailable

■ Basic capacity in place
 ■ Independent capacity in place

■ Moderate capacity in place
 ■ Not applicable



National Ownership: Policy

National Policy Indicators: Percent of National Authorities





International Frameworks and Instruments

Signing and Ratification: Percent of Mine/ERW-Affected States

