



UN Inter-Agency Coordination Group on Mine Action
(IACG-MA)

The United Nations Mine Action Strategy

2019-2023 Final Progress Report

M&E Mechanism

May 2024

FINDINGS ON THE PROGRESS MADE TOWARDS THE STRATEGIC OUTCOMES OF THE UNITED NATIONS MINE ACTION STRATEGY



KEY FINDINGS – ANNUAL COMPARISON

	Countries/ Territories	Casualties	UN EORE Beneficiaries	UN Mine Action Funds (\$)
2023	25	6,762	2,351,967	175,756,082
2022	27	9,198	5,535,800	186,377,784
2021	30	12,153	2,479,373	206,678,105
2020	30	8,898	2,361,638	205,032,759
2019	29	15,764	3,758,347	249,013,674
2018	30	13,599	4,620,708	250,801,811

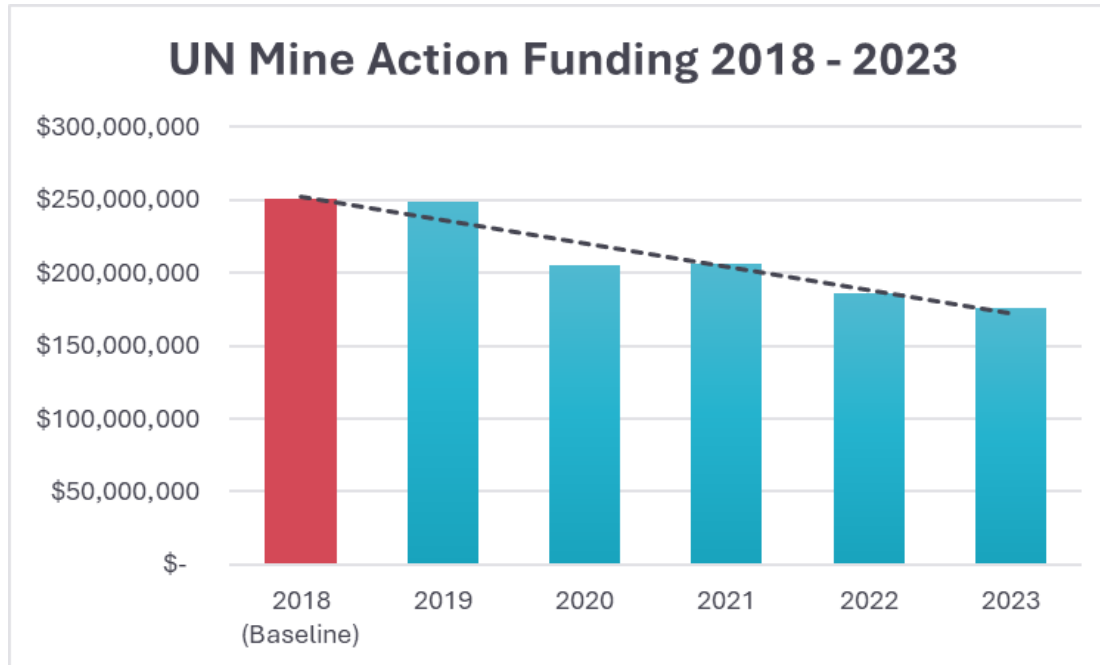
The data is primarily captured through the M&E country-level survey. In 2023, **25 out of 30 countries** with active UN mine action operations – including UNDP, UNICEF and UNMAS – **completed the survey**.

Between 2018 and 2023 the average survey completion rate was **84%**.

FINDINGS ON THE PROGRESS MADE TOWARDS THE STRATEGIC OUTCOMES OF THE UNITED NATIONS MINE ACTION STRATEGY



KEY FINDINGS – ANNUAL COMPARISON

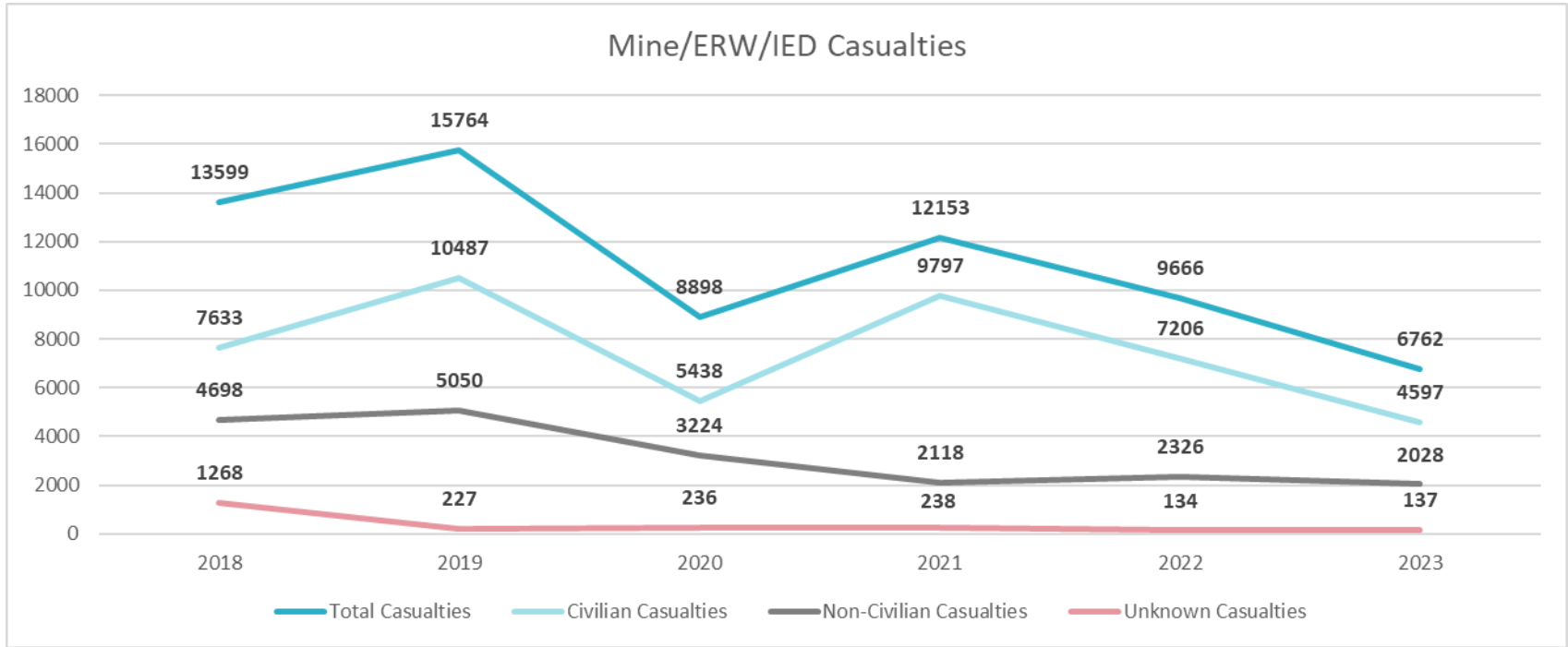


The data show that over the past five years, funding for UN Mine Action has been gradually decreasing, with a significant dip at the onset of the COVID-19 pandemic. Since then, UN funding for mine action did not recover to meet the rates of 2018. In the wider context, the decrease in funding for certain UN mine action programmes, often resulted from changes in donor priorities, budgetary constraints, unreliable funding, and geopolitical factors and conflicts influencing donor countries, which led to shifts towards other urgent international issues demanding attention and resources.



STRATEGIC OUTCOME 1: PROTECTION OF INDIVIDUALS AND COMMUNITIES FROM THE RISKS AND SOCIO-ECONOMIC IMPACTS OF EXPLOSIVE ORDNANCE STRENGTHENED

1- Assessment of Casualties and Risks – Casualty Trend

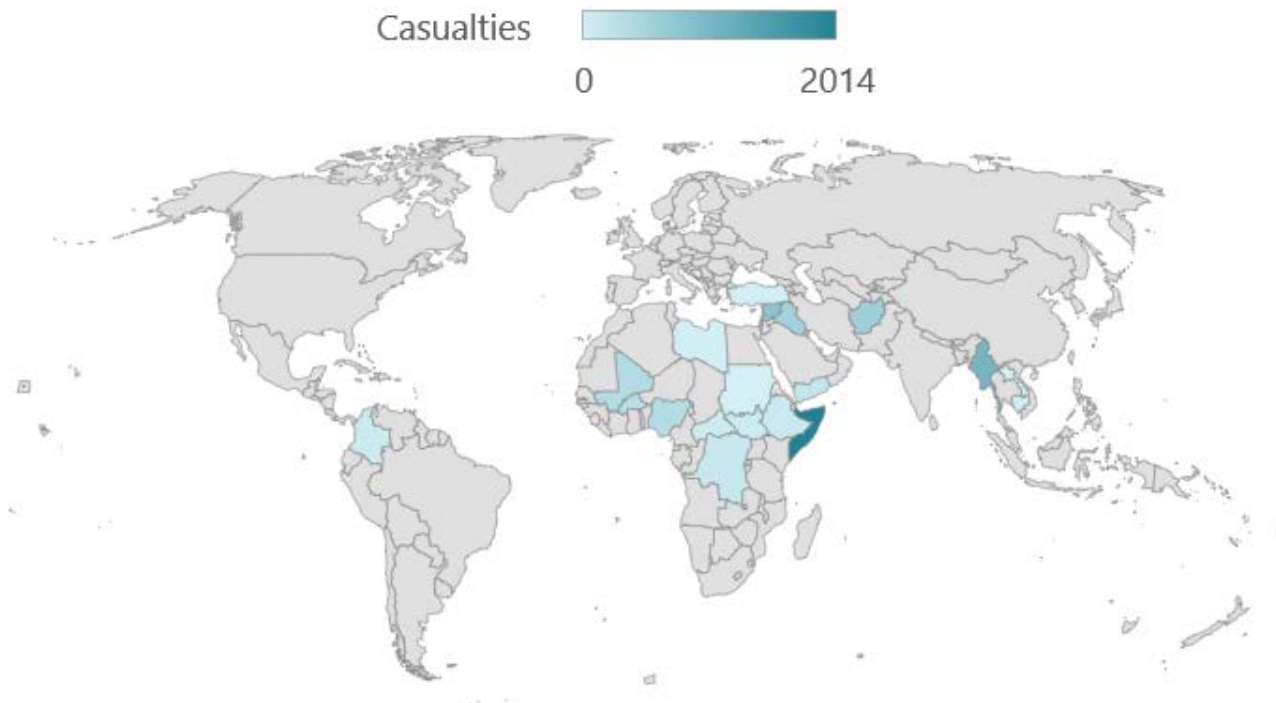


Despite continued challenges and unreliable funding, United Nations efforts to protect civilians from the risks of explosive ordnance continued to deliver positive returns in terms of significantly decreasing the number of traditional mines, ERW, and IED casualties by almost **50%** from over 13,500 in 2018 to almost 6,700 in 2023.

STRATEGIC OUTCOME 1: PROTECTION OF INDIVIDUALS AND COMMUNITIES FROM THE RISKS AND SOCIO-ECONOMIC IMPACTS OF EXPLOSIVE ORDNANCE STRENGTHENED



1- Assessment of Casualties and Risks – Casualties by Country



Country or Territory	Casualties
Abyei	0
Afghanistan	579
Bosnia and Herzegovina	1
Burkina Faso	311
Cambodia	32
Central African Republic	82
Colombia	96
Cyprus	0
Democratic Republic of Congo	138
Ethiopia	111
Iraq	533
Lao PDR	0
Lebanon	4
Libya	19
Mali	366
Myanmar	1,052
Nigeria	353
Palestine	10
Somalia	2,014
South Sudan	76
Sudan	0
Syria	797
Territory of Western Sahara	17
Turkey	10
Yemen	161
Total	6,762

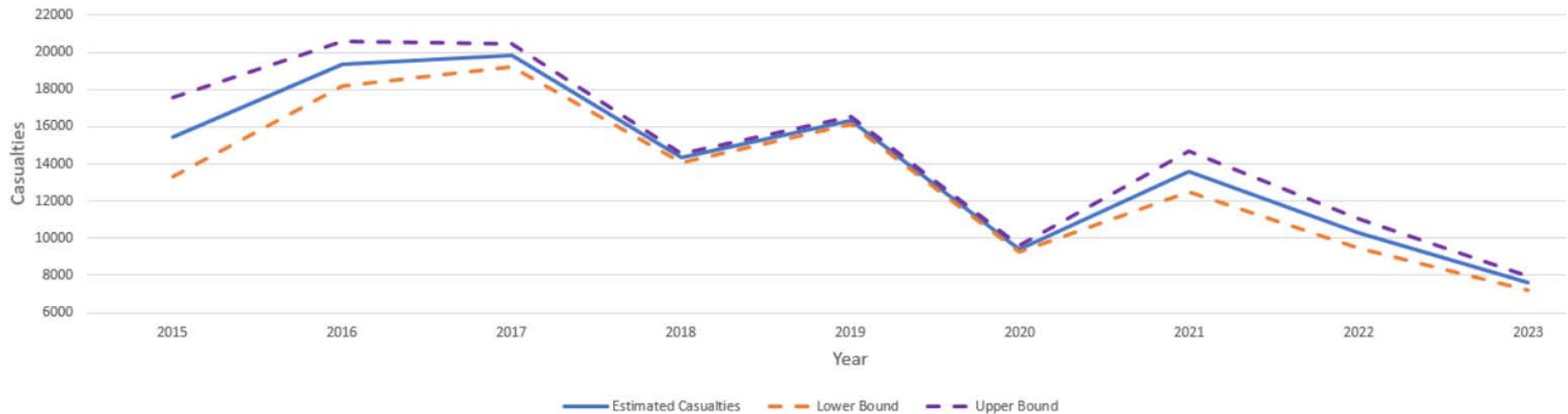
Syria, Somalia, Iraq, and Afghanistan continue to consecutively record the highest number of casualties, since 2018, yearly average of 3,900 casualties (ranging from around 2,000 to 6,000 annually).

STRATEGIC OUTCOME 1: PROTECTION OF INDIVIDUALS AND COMMUNITIES FROM THE RISKS AND SOCIO-ECONOMIC IMPACTS OF EXPLOSIVE ORDNANCE STRENGTHENED



1- Assessment of Casualties and Risks – Projected Casualties

Estimated Mine Action Global Casualty Trend 2015-2023

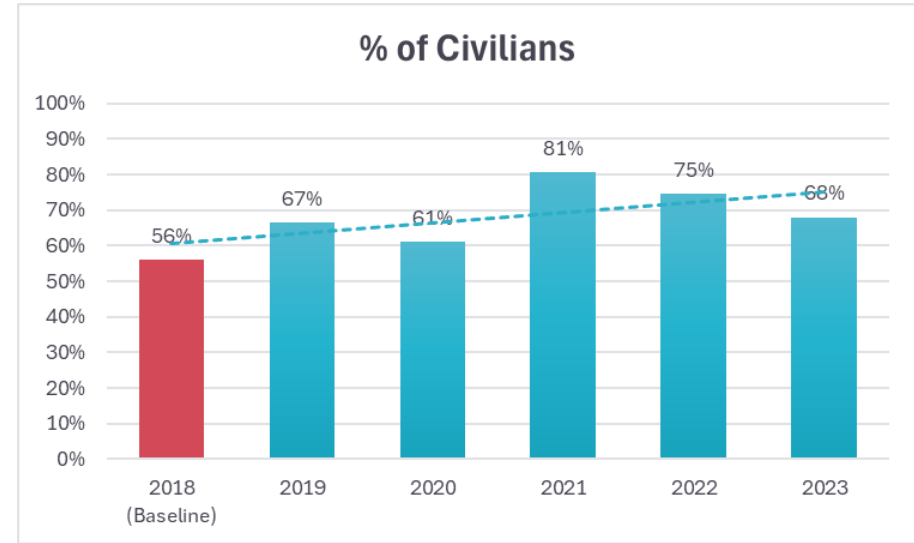
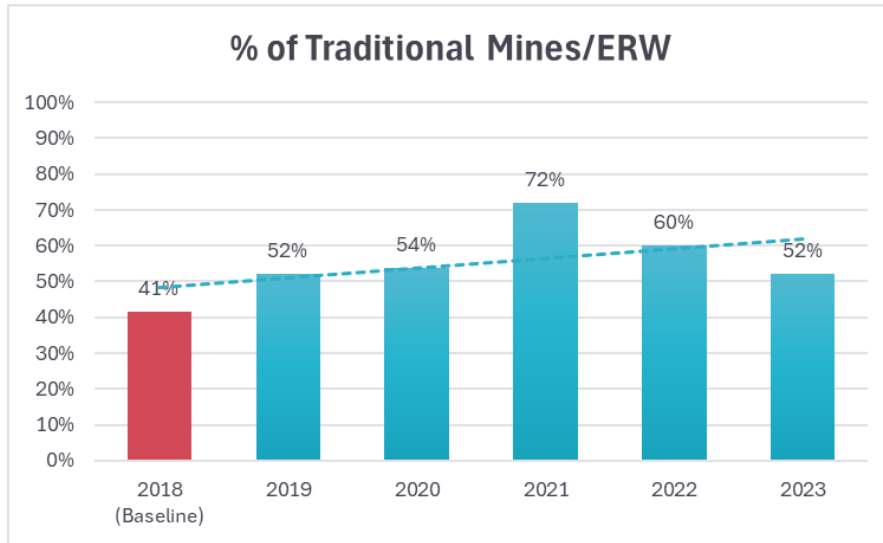


1. Due to inability to collect and report accurate casualty data, some countries are excluded, and some casualty figures might be under-reported.
2. Countries/Territories included (38): Abyei, Afghanistan, Albania, Algeria, Bosnia and Herzegovina, Burkina Faso, Cambodia, Central African Republic, Chad, Colombia, Cote d'Ivoire, Cyprus, DRC, Darfur, Egypt, Eritrea, Iraq, Jordan, Lao PDR, Lebanon, Libya, Mali, Mozambique, Myanmar, Niger, Nigeria, Palestine, Somalia, South Sudan, Sri Lanka, Sudan, Syria, Tajikistan, Turkey, Ukraine, Vietnam, Western Sahara, Yemen.



STRATEGIC OUTCOME 1: PROTECTION OF INDIVIDUALS AND COMMUNITIES FROM THE RISKS AND SOCIO-ECONOMIC IMPACTS OF EXPLOSIVE ORDNANCE STRENGTHENED

1- Assessment of Casualties and Risks – Breakdown of Casualties



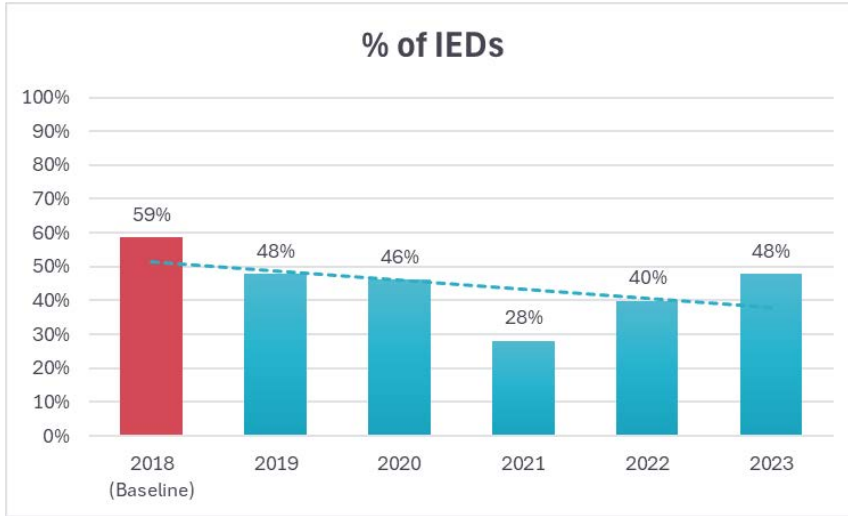
Data show that percentage of casualties caused by traditional mines and ERW has slightly increased causing an annual average of 58% of casualties over the course of the strategy compared to 41% during the baseline year.

The percentage of civilian continue to be worryingly high, and civilians continue to be the most affected by explosive ordnance. The annual average of civilian casualties was 70% over the course of the strategy compared to 56% in 2018. “The urbanization of conflict and the use of explosive weapons in populated areas continued to cause suffering among civilians and widespread destruction of civilian infrastructure”.

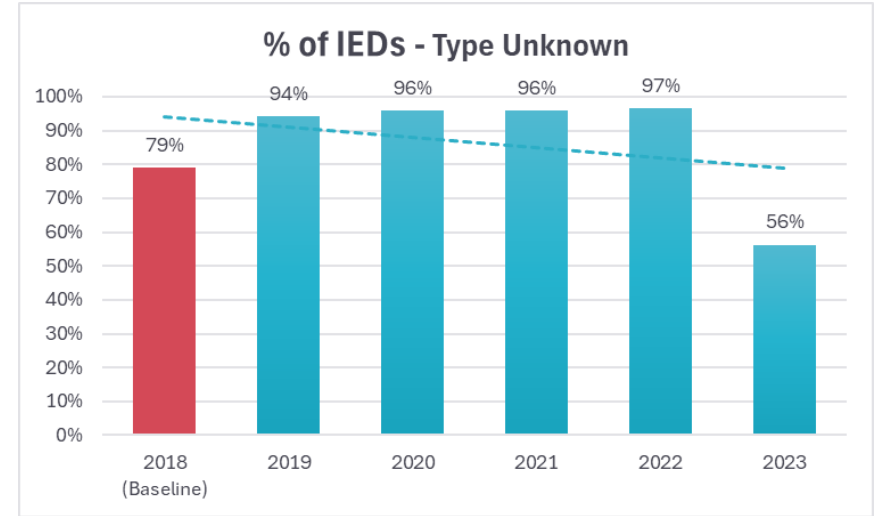


STRATEGIC OUTCOME 1: PROTECTION OF INDIVIDUALS AND COMMUNITIES FROM THE RISKS AND SOCIO-ECONOMIC IMPACTS OF EXPLOSIVE ORDNANCE STRENGTHENED

1- Assessment of Casualties and Risks – Breakdown of Casualties



The trends show on the other hand that the percentage of casualties caused by IEDs is gradually decreasing, causing an annual average* of 42% of casualties compared to 59% during the baseline year. Despite this drop in the percentage, 42% is still considered alarmingly high do to the fact that that the design, size and methods of IEDs emplacement vary, and tactics continuously evolve to circumvent countermeasures used to locate and defuse these devices.



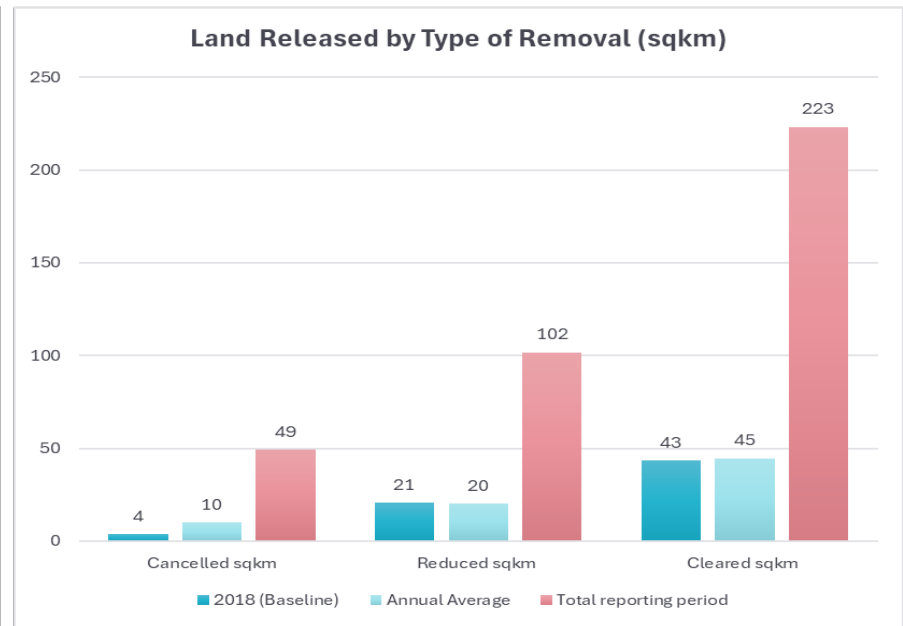
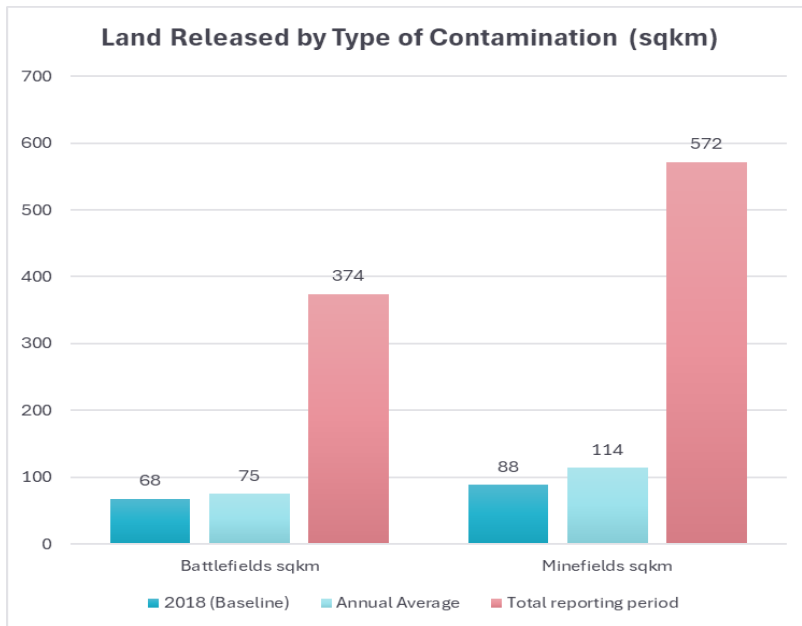
Disaggregation of data on types of IEDs remains a challenge. On average, and over the course of the strategy, 88% of all IEDs were of an unknown type compared to 79% at the onset of the strategy cycle.

* 2021 which saw a dip in the percentage of IEDs was the year of global lockdowns due to COVID-19 pandemic. It is estimated that the decreased mobility of the people, and the lower rate of data collection both could have contributed to the drop in the percentage.

STRATEGIC OUTCOME 1: PROTECTION OF INDIVIDUALS AND COMMUNITIES FROM THE RISKS AND SOCIO-ECONOMIC IMPACTS OF EXPLOSIVE ORDNANCE STRENGTHENED



2- Contamination and Clearance – Contamination Removal



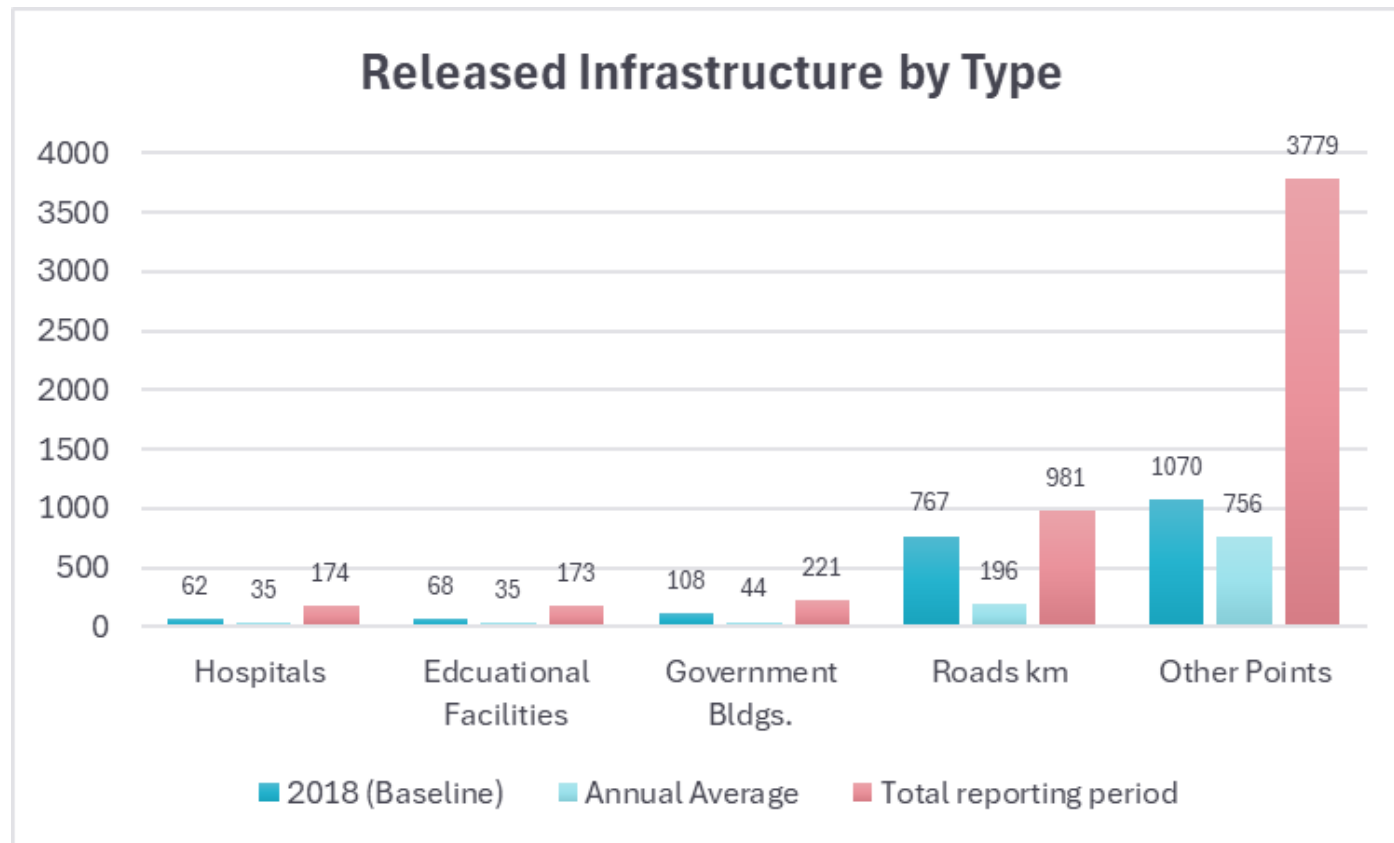
- The UN sustained the effort to protect people by clearing contamination and returning safe infrastructure to communities. **Since 2019**, the UN was able to clear and return to the communities **946 km²** of land (374 km² of former battlefields and 572 km² of minefields).
- Also, since 2020*, **17,777 km²** of battlefields and minefields were designated as suspected hazardous areas (SHA), and almost **22,802 km²** were designated as confirmed hazardous areas (CHA).

* The survey did not collect SHA and CHA prior to 2020.

STRATEGIC OUTCOME 1: PROTECTION OF INDIVIDUALS AND COMMUNITIES FROM THE RISKS AND SOCIO-ECONOMIC IMPACTS OF EXPLOSIVE ORDNANCE STRENGTHENED



2- Contamination and Clearance – Contamination Removal



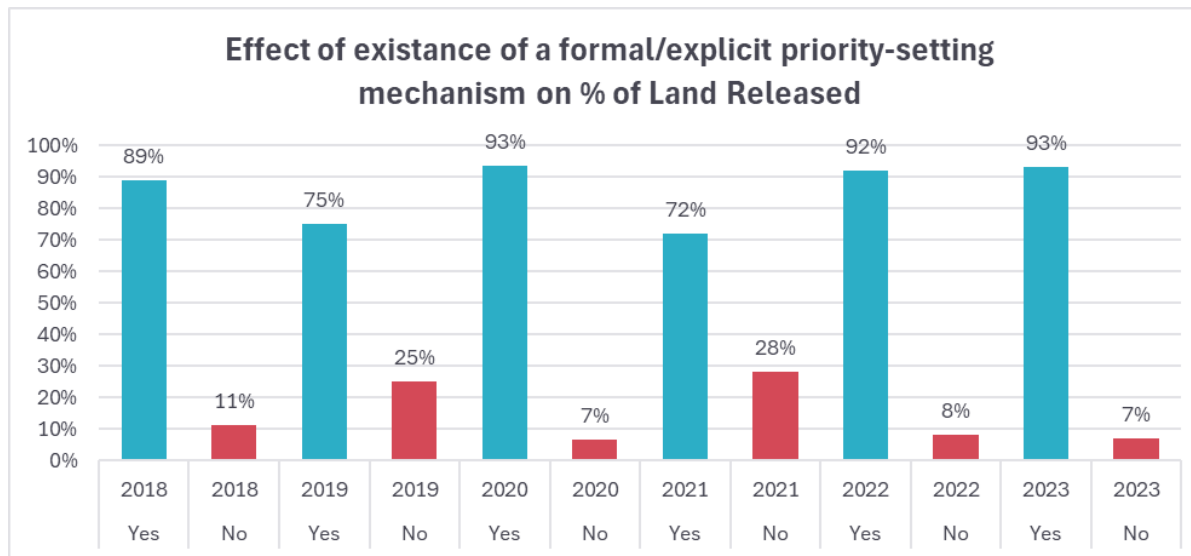
Over the course of the strategy, the UN was able to release **4,347** infrastructure points (including hospitals, schools, government buildings, markets, religious places, water points, etc.) and marked **981 km** of roads as either Suspected Hazardous Areas (SHA) or Confirmed Hazardous Areas (CHA).

STRATEGIC OUTCOME 1: PROTECTION OF INDIVIDUALS AND COMMUNITIES FROM THE RISKS AND SOCIO-ECONOMIC IMPACTS OF EXPLOSIVE ORDNANCE STRENGTHENED



2- Contamination and Clearance – Priority-Setting Mechanism for Survey/Clearance/Land Release

Increasingly, countries with UN Mine Action presence are now conducting **national EO Contamination surveys**. By the end of the strategy cycle and in 2023 56% of countries/territories reported having already conducted a survey compared to 37% during the baseline year.



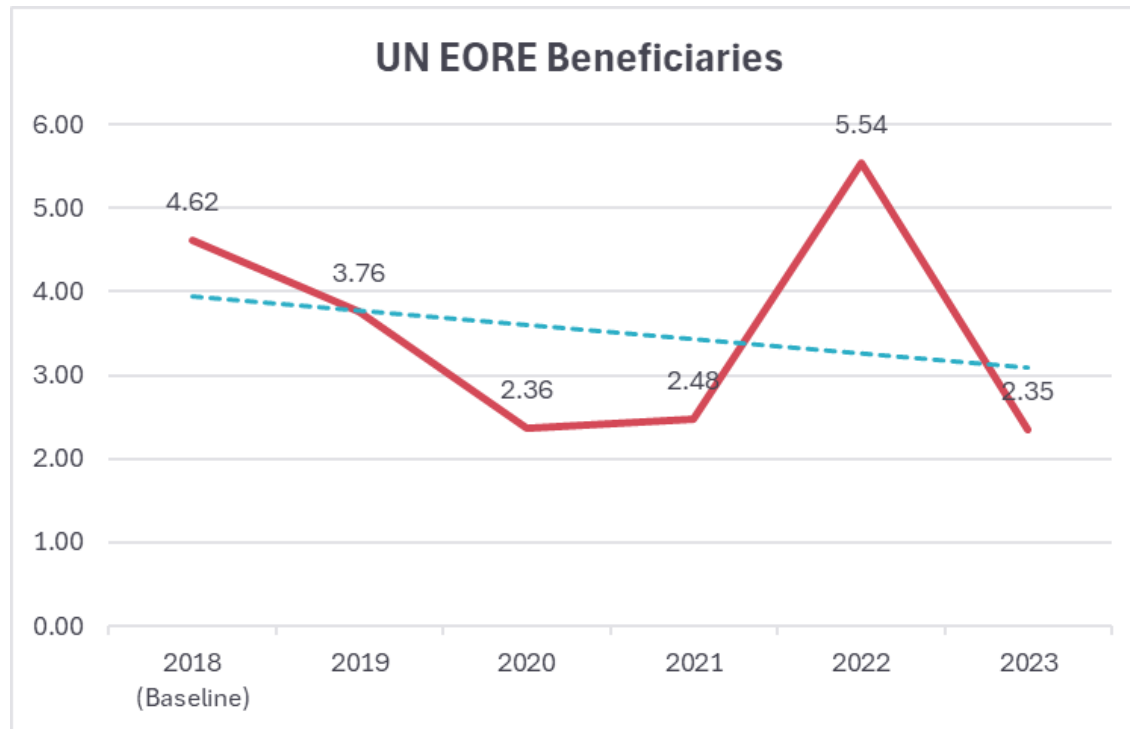
At the institutional level, the survey continues to examine the effect of an existing formal/explicit priority-setting mechanism for survey/clearance/land release on levels clearance reports that in 2023, 93% of the cleared battlefields and minefields were in countries where such a mechanism exist. On the other hand, countries that did not establish a similar mechanism was able to clear only 7% of the total land cleared in the given countries.

This result is consistent with the evidence collected since 2018, and the figures continue to show how the support that the UN is providing to establishing formal survey/clearance/land release priority-setting mechanisms at the national level are resulting in better protection against the threats of explosive ordnance.

STRATEGIC OUTCOME 1: PROTECTION OF INDIVIDUALS AND COMMUNITIES FROM THE RISKS AND SOCIO-ECONOMIC IMPACTS OF EXPLOSIVE ORDNANCE STRENGTHENED



3- Explosive Ordnance Risk Education

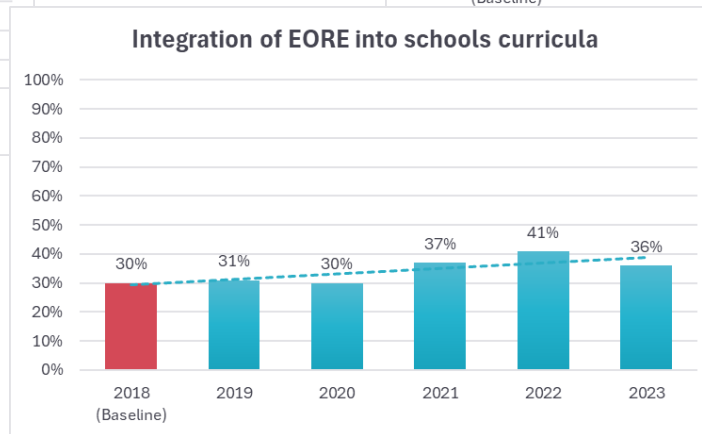
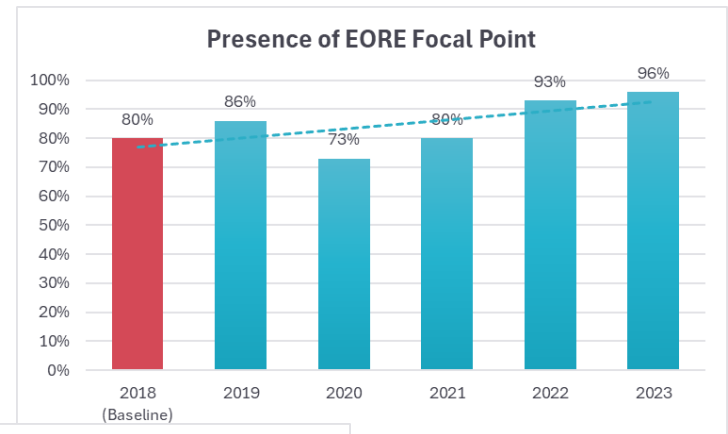
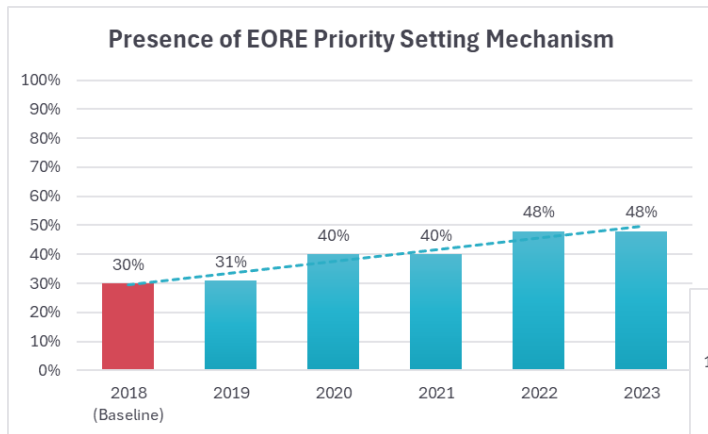


- ✓ Between 2019 and 2023, UN-funded **face-to-face EORE projects** was able to reach **21.11 million beneficiaries**. A spike in the number of UN EORE beneficiaries was registered in 2022 after a dip during the COVID-19 pandemic lockdown period, however overall trends showing the number UN EORE beneficiaries saw a decline over the course of the strategy, which might be justified but different factors, such as funding constraints, shift in priority and security factors due to increased number of conflicts globally.

STRATEGIC OUTCOME 1: PROTECTION OF INDIVIDUALS AND COMMUNITIES FROM THE RISKS AND SOCIO-ECONOMIC IMPACTS OF EXPLOSIVE ORDNANCE STRENGTHENED



3- Explosive Ordnance Risk Education



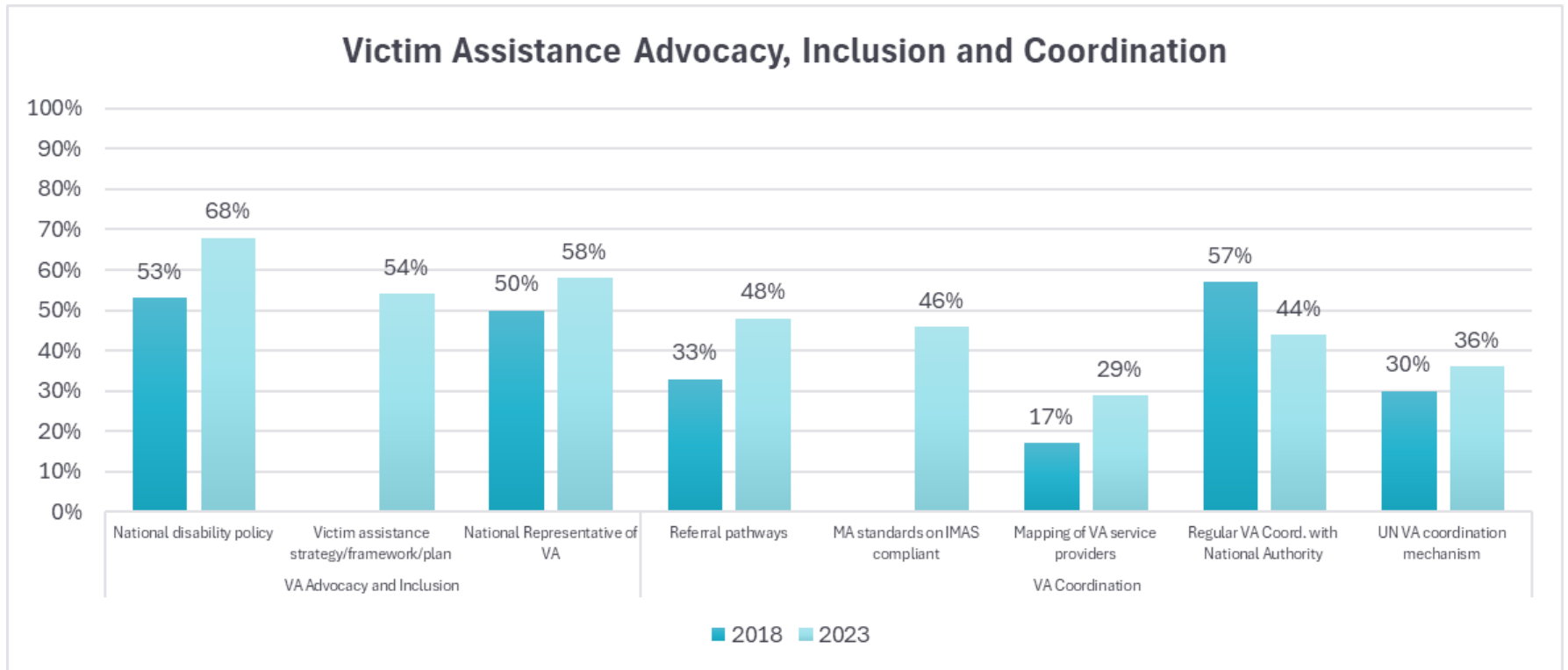
Despite the slowing trend in the number of EORE beneficiaries reached with UN funding, the data continues to show year over year positive trends and improved ability of national institutions to reduce EO risks through institutionalization of EORE. Different countries reported on different years; however, data clearly shows that more countries now have a **national EORE priority-setting mechanism** (48% in 2023 compared to 30% in 2018), more have an **EORE focal point** (96% in 2023 compared to 80% in 2018) and more countries **integrated EORE in their national school curricula** (36% 2023 to 30% in 2018).



STRATEGIC OUTCOME 2: SURVIVORS, FAMILY MEMBERS AND COMMUNITIES AFFECTED BY EXPLOSIVE ORDNANCE HAVE EQUAL ACCESS TO HEALTH AND EDUCATION AND PARTICIPATE FULLY IN SOCIAL AND ECONOMIC LIFE

1- Victim Assistance Advocacy, Inclusion and Coordination

Like EORE national institutional capacity, the survey shows continuously improved trends in commitment to victim assistance (VA) translated in the improved indicators almost across all VA areas including the number of countries with UN mine action presence that have a national disability policy, a VA strategy/framework/plan, a national representative of VA, referral pathways, MA standards that are IMAS-compliant, mapping of VA service providers, and a UN-VA coordination mechanism.

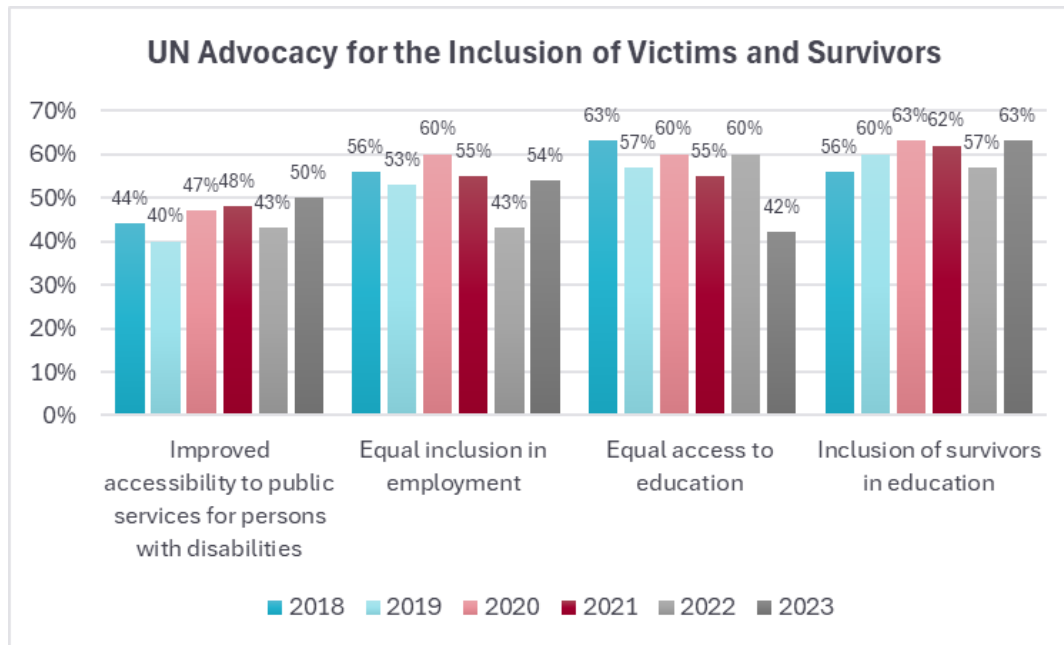




STRATEGIC OUTCOME 2: SURVIVORS, FAMILY MEMBERS AND COMMUNITIES AFFECTED BY EXPLOSIVE ORDNANCE HAVE EQUAL ACCESS TO HEALTH AND EDUCATION AND PARTICIPATE FULLY IN SOCIAL AND ECONOMIC LIFE

2- Victim Assistance: Victim Participation

The United Nations promoted the enhancement of economic opportunities and access to livelihoods for explosive ordnance victims, survivors, and their families. Overall, and since the beginning of this strategy, **UN support to victims' participation** in education and improved accessibility to public services with persons with disability showed positive trends. room to advocate for the inclusion of survivors in education, as well as sustain the positive efforts to push for equal inclusion of victims in employment, and equal access of men, women, girls, and boys to education.

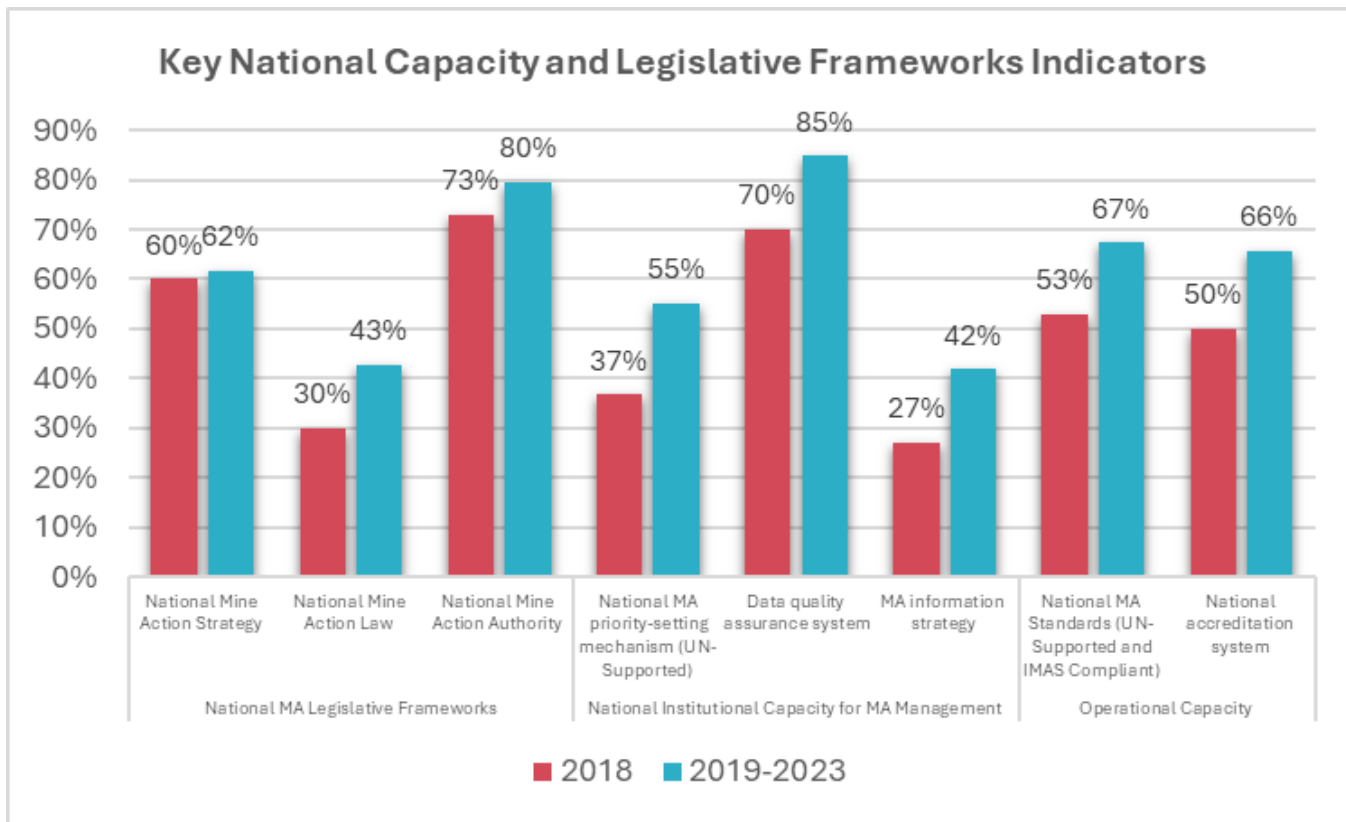




STRATEGIC OUTCOME 3: NATIONAL INSTITUTIONS EFFECTIVELY LEAD AND MANAGE MINE ACTION FUNCTIONS AND RESPONSIBILITIES

1-National Capacity Development – Key National Capacity and Legislative Frameworks Indicators

Despite challenges of unreliable funding and lack of progress on security sector reforms, the figures from the survey show significant evidence of enhanced national mine action legislative frameworks, national institutional capacity for mine action management further established, and improved effectiveness of national operational capabilities to mine action.





CROSS-CUTTING STRATEGIC OUTCOME 1: MOMENTUM AND PROFILE OF MINE ACTION EFFORTS, INCLUDING THROUGH MAINSTREAMING IN MULTILATERAL FRAMEWORKS FOR HUMANITARIAN ASSISTANCE, HUMAN RIGHTS, PEACEBUILDING, STABILIZATION, AND SUSTAINABLE DEVELOPMENT, MAINTAINED AND ENHANCED

1- Key Figures on MA Momentum Maintenance and Enhancement

Over the course of the strategy almost half of the UN mine action programmes provided technical support to national authorities/ partners with reporting for relevant treaties on mine action (i.e., APMBC, CCW, CCM and CRPD).

Inclusion of MA in 71% *Humanitarian Response Plans (HRPs)*:

Abyei, Afghanistan, Burkina Faso, Central African Republic, Colombia, Democratic Republic of Congo, Ethiopia, Iraq, Lebanon, Mali, Myanmar, Nigeria, Palestine, Somalia, South Sudan, Sudan, Syria.

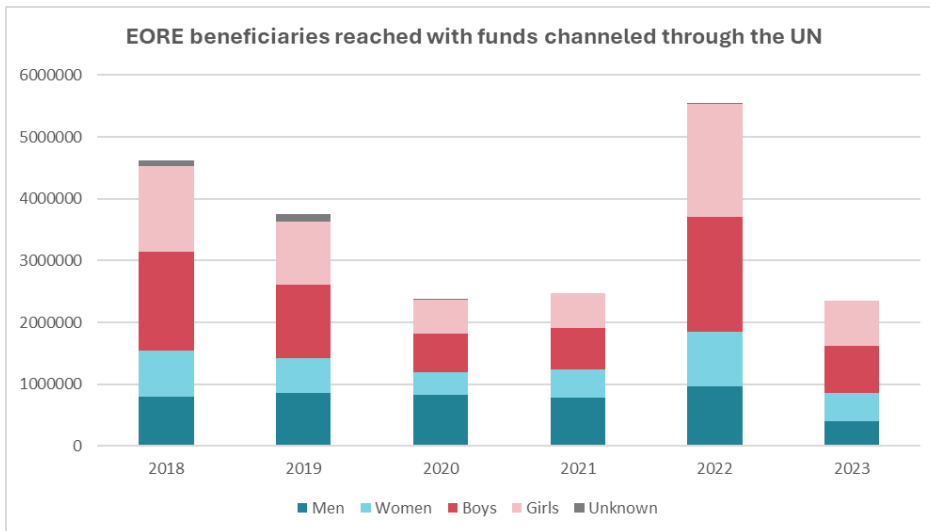
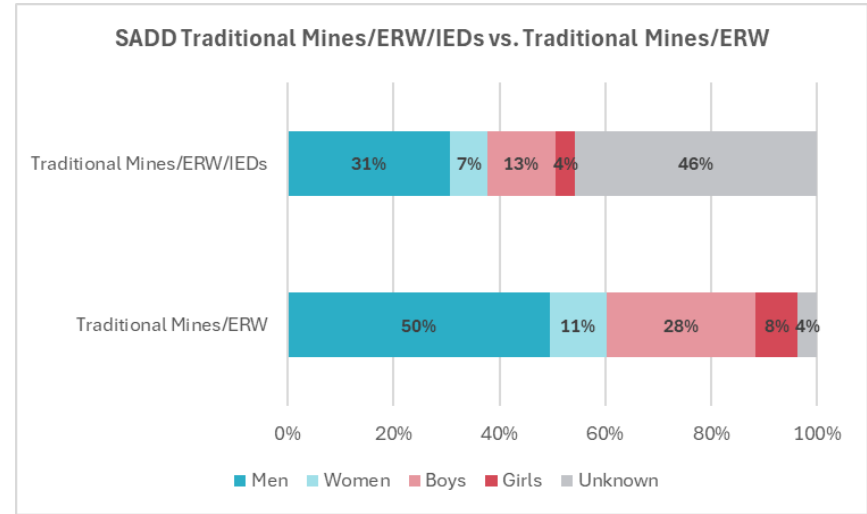
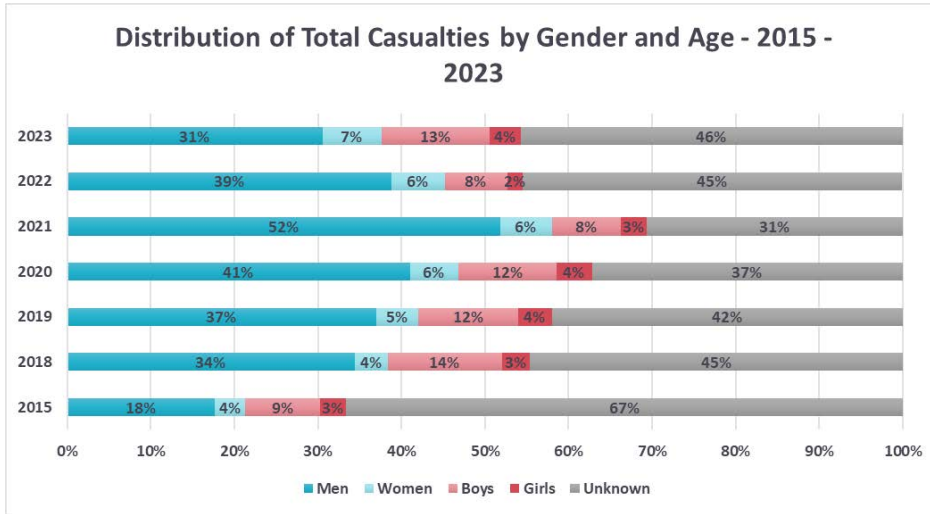
Inclusion of MA in 63% *national UN-supported development framework (e.g., UNSDCF)*:

Abyei, Afghanistan, Burkina Faso, Central African Republic, Colombia, Democratic Republic of Congo, Iraq, Lao PDR, Libya, Mali, Palestine, Somalia, South Sudan, Sudan, Syria.

CROSS-CUTTING STRATEGIC OUTCOME 2: MINE ACTION PROGRAMMES ADDRESS THE SPECIFIC NEEDS OF WOMEN, GIRLS, MEN AND BOYS FROM DIVERSE GROUPS, WHILE FACILITATING THEIR EMPOWERMENT AND INCLUSION



1- Sex and Age Data Disaggregation



Sex and age data disaggregation (SADD) rates of casualty data considerably improved over the course of the strategy. Longer-term data show that on average 40% of all casualties' data was of unknown gender and/or age, compared to 67% back in 2015. **Men** continue to be the most affected by explosive ordnance with an average of **40%** of casualties reported are men since 2019.

The high rate of **unknown sex and age of IED casualties continue to be the main contributing factor to the lack of disaggregation of 46% of all casualties**. In 2023, excluding unknown IED casualties improves that rate from **54% to 96%** SADD casualty data.

Since 2019, almost **all UN-funded EORE beneficiary data** continued to be completely disaggregated.



CROSS-CUTTING STRATEGIC OUTCOME 2: MINE ACTION PROGRAMMES ADDRESS THE SPECIFIC NEEDS OF WOMEN, GIRLS, MEN AND BOYS FROM DIVERSE GROUPS, WHILE FACILITATING THEIR EMPOWERMENT AND INCLUSION

1- Gender Mainstreaming

The survey shows increased commitment to mainstreaming gender across mine action at the national level. The overall average percentage of countries that reported having a gender strategy for mine action between 34% in 2019 and 2023 46%, an increase of the 20% of the baseline year 2018. Further support needs to be provided to establish a gender strategy for mine action across all country with UN Mine Action.

Also, more UN programmes support national authorities by providing technical assistance and training on how to mainstream gender & diversity aspects in Mine Action with the percentage increasing from 38% in 2018 to 54% in 2023.

Gender parity across all organizational levels significantly improved from women staff consisting only 22% oof the workforce in 2018 to 40% in 2023. This reflects the UN commitment to achieve targeted male/female ratio among UN mine action personnel.

